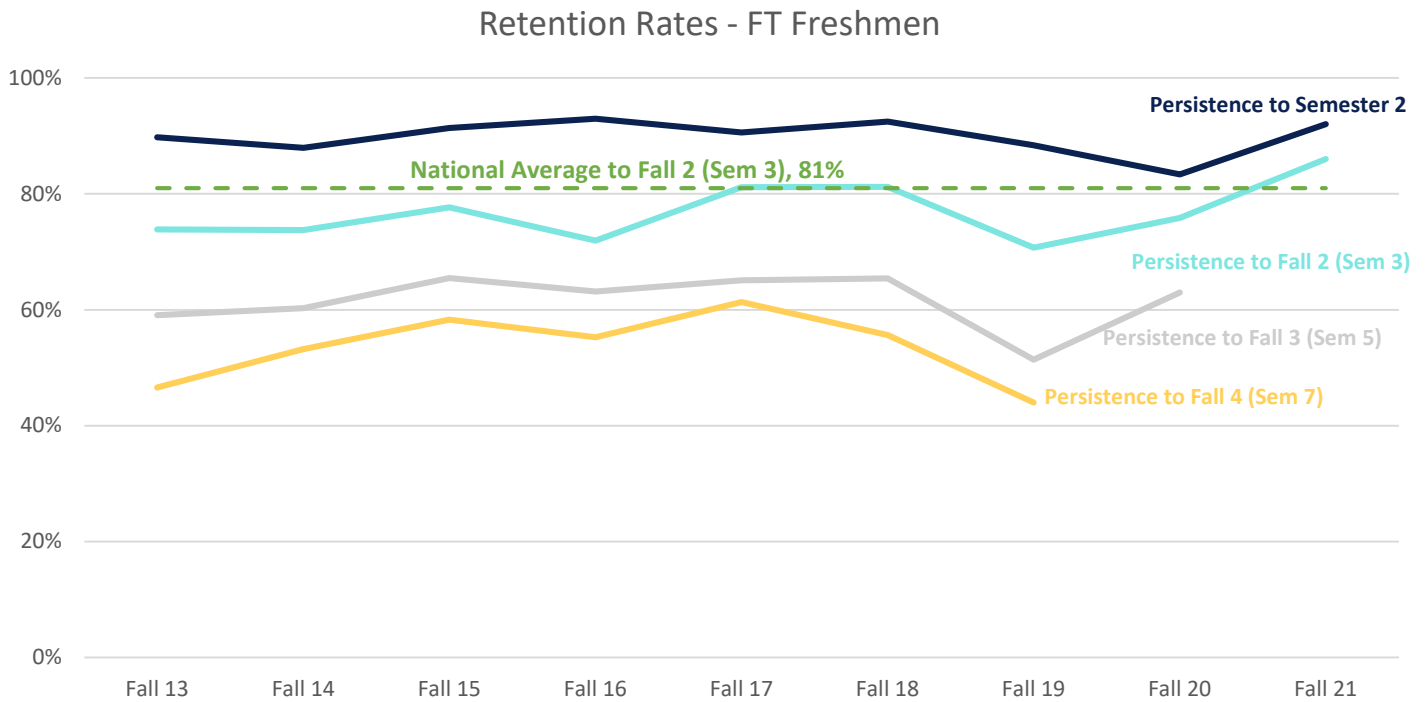


Undergraduate Retention

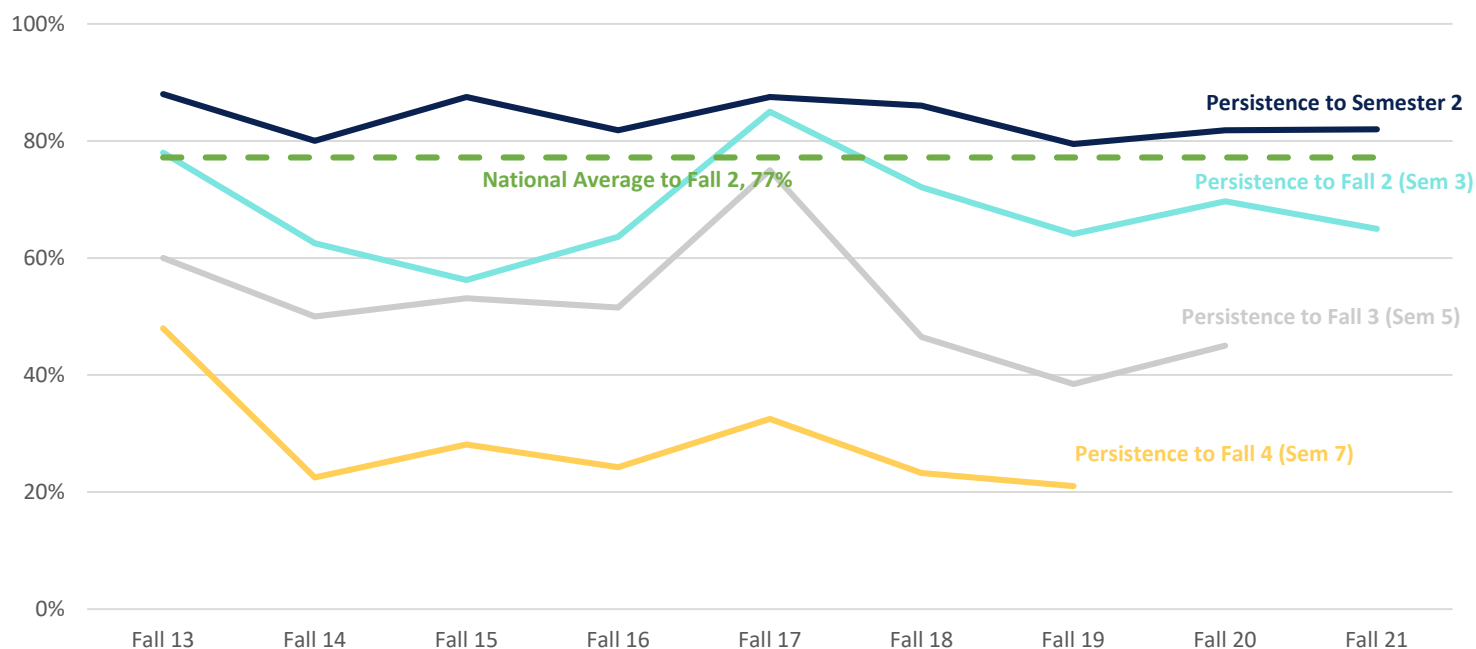


NOTE: National Average of Student Retention of full-time, first time students at the same four-year private institution

First-Time, Full-Time Freshmen: Persistence, Retention, Completion

	Fall 13	Fall 14	Fall 15	Fall 16	Fall 17	Fall 18	Fall 19	Fall 20	Fall 21
First Time, Full-Time Freshman	176	141	139	114	106	113	181	120	117
Persistence to Semester 2	90%	88%	91%	93%	91%	92%	88%	83%	92%
Persistence to Fall 2 (Sem 3)	74%	74%	78%	72%	81%	81%	71%	76%	86%
Persistence to Fall 3 (Sem 5)	59%	60%	65%	63%	65%	65%	51%	63%	
Persistence to Fall 4 (Sem 7)	47%	53%	58%	55%	61%	56%	44%		
National Average to Fall 2 (Sem 3)	81%	81%	81%	81%	81%	81%	81%	81%	81%
# students completed	97	83	92	71	68	62	23	6	
Still Enrolled Fall 2022	0	1	0	2	3	25	80	76	101
Completion Rate	55%	59%	66%	62%	64%	55%	13%	5%	0%
Completion and Enrolled	55%	60%	66%	64%	67%	77%	57%	68%	86%

Retention Rates - FT Transfers

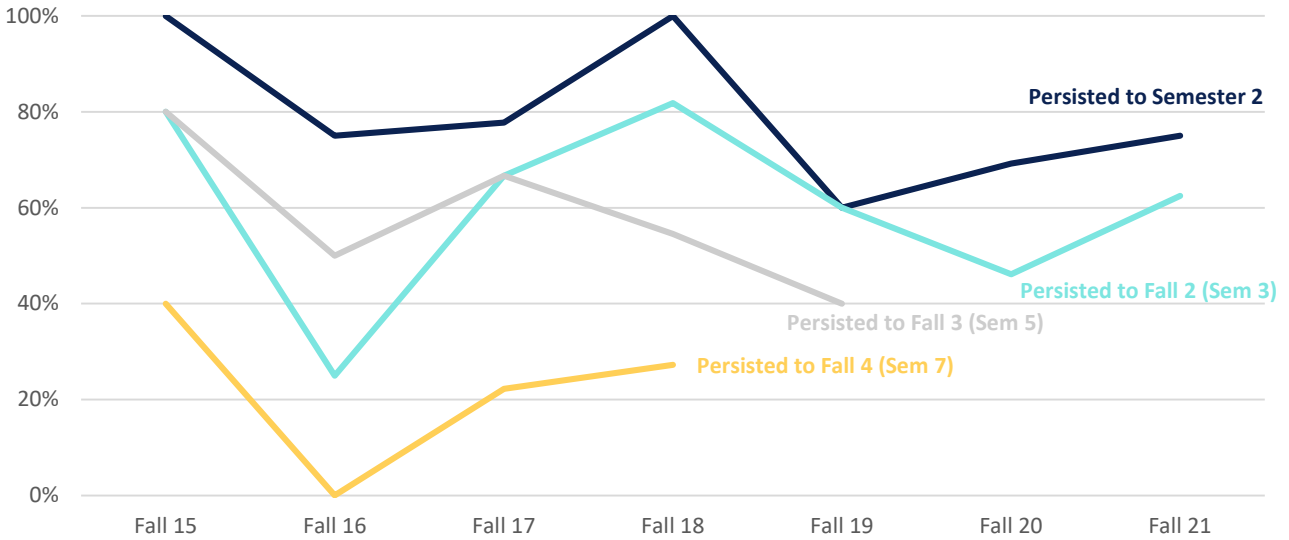


Year 1 to Year 2 was 77.2% from Fall 2018 to Fall 2019 Source: <https://nscresearchcenter.org>.

Full-Time Transfers: Persistence, Retention, Completion

	Fall 13	Fall 14	Fall 15	Fall 16	Fall 17	Fall 18	Fall 19	Fall 20	Fall 21
Full-Time Transfers	50	40	32	33	40	43	39	33	32
Persistence to Semester 2	88%	80%	88%	82%	88%	86%	79%	82%	82%
Persistence to Fall 2 (Sem 3)	78%	63%	56%	64%	85%	72%	64%	70%	65%
Persistence to Fall 3 (Sem 5)	60%	50%	53%	52%	75%	47%	38%	45%	
Persistence to Fall 4 (Sem 7)	48%	23%	28%	24%	33%	23%	21%		
National Average to Fall 2	77%	77%	77%	77%	77%	77%	77%	77%	77%
# of students completed	37	21	16	15	27	19	10	4	
Still Enrolled Fall 2021	0	0	1	1	0	4	8	15	22
Completion Rate	74%	53%	50%	45%	68%	44%	26%	12%	
Completion and Enrolled	74%	53%	53%	48%	68%	53%	46%	58%	69%

Retention Rates - Online Students



Online Campus: Persistence, Retention, Completion of New Student Enrollment

	Fall 15	Fall 16	Fall 17	Fall 18	Fall 19	Fall 20	Fall 21
	5	4	9	11	5	13	8
Persisted to Semester 2	5	3	7	11	3	9	6
Persisted to Fall 2 (Sem 3)	4	1	6	9	3	6	5
Persisted to Fall 3 (Sem 5)	4	2	6	6	2	6	
Persisted to Fall 4 (Sem 7)	2	0	2	3			
Still Enrolled	0	0	2	2	0	6	5
Completion Rate*	4	1	3	5	1	0	0
Completion and Enrolled	4	1	5	7	1	6	5

* New student enrollment for the online campus is defined as freshmen and transfer students who are new to Ozark and not previously enrolled as part of the residential campus.